



CMIE Database ProwessIQ

Guide to start with ProwessIQ database



CMIE

Step 1- Register with CMIE

To access any database of CMIE user needs to register themselves with CMIE

For registration kindly click on the link below-

<https://register.cmie.com>

After Registration you will receive a mail from ‘ p.intimation’ will would contain user id and Password for CMIE login.



ProwessIQ

Prowess provide financial data on listed and unlisted companies, largest query-able database of companies to help you find those that meet your requirements by harnessing

- Standardised Audited Financial Statements
- Finely Honed Ratios
- Easy to Use Powerful Querying Tools



Website of ProwessIQ- <https://prowessiq.cmie.com/>



ProwessIQ

Prowess for Interactive Querying
Most Comprehensive Database on Indian Companies

Financial performance of
52,079 companies

About ProwessIQ

ProwessIQ, or Prowess for Interactive Querying, is a powerful internet-based application for querying CMIE's database on performances of listed and unlisted companies. It is simple and easy to use. ProwessIQ provides charting tools and well-formatted reports on performances of companies. The reports provide financial information including analytical ratios and benchmark comparisons. Downloads of source documents interim results, ratings rationales

What is ProwessIQ?

ProwessIQ is an interactive querying system to find companies from the Prowess database. It consists of a client software that provides an interface to construct and submit queries over the internet to the Prowess database and receive answers to the queries from the database. ProwessIQ therefore is all about interactive querying of the Prowess database. All queries in ProwessIQ aim at finding companies that match a given set of search conditions. The ProwessIQ interface therefore consists of a large number of query construction facilities, display of query results in spreadsheets and the further use of the results of queries. The Prowess database consists of the financial performance of Indian companies. The database contains information on all listed companies and a larger set of unlisted companies. The database is built from the audited Annual Reports of companies and information submitted to the Ministry of Company Affairs; and in the case of listed companies, the database also includes company filings with stock exchanges and prices of securities listed on the major stock

Login

Username
Password
[Forgot Password](#) | [Register](#)

ProwessIQ is a **subscription service** from the Centre for Monitoring Indian Economy Pvt Ltd.
[Request for Subscription](#)

Download ProwessIQ v1.96
Build: 10 Feb'21 [19:50]

Download your ProwessIQ user interface for querying the Prowess database of financial performance of companies. You can install this software on any computer with minimum hard disk space of 150 MB,

In Prowess we have two things-
A. Website
B. Application
So first login to website by entering your cmie login credentials and then download the application.



Prowess Website after login-

[Alert](#) | [Home](#) | [My Profile](#) | [Feedback](#) | [Seek Clarifications](#) | [Support](#) | [FAQs](#) | [Logout](#) | Welcome, pdua@cmie.com [in](#) [tw](#)



CMIE

ProwessIQ

Prowess for Interactive Querying
Most Comprehensive Database on Indian Companies

Financial performance of
52,079 companies

[Knowledge Base](#) | [News & Extracts](#) | [ProwessIQ Data Dictionary](#) | [ProwessIQ Data Dictionary - Ind AS](#) | [Documents](#)

Subscription till: 31 Dec 2022

A Database of Business Entities

Prowess is a database of the financials of Indian companies. Annual Reports of companies is the most important source of this database. For listed companies, the Prowess database contains additional data sourced from the stock exchanges. ProwessIQ provides time-series data beginning 1989-90. The database is updated on a continuous basis...

[more ..](#)

ProwessIQ User Interface

ProwessIQ is accessed through a software installed on a local computer running Microsoft Windows OS. This is a windows executable developed by CMIE specially to access the Prowess database. The Prowess database itself resides on CMIE's servers. ..

25 Feb 2021 1:57 PM

Article of the day ProwessIQ version 1.96 released

An upgraded executable of ProwessIQ is released today, 24 February 2021. The build date of this ProwessIQ executable is 10 February 2021.

The new exe is available at <http://prowessiq.cmie.com>, from where it can be freely downloaded. There are no charges for downloading and installing the prowessiq.exe application. To understand the changes incorporated in the new .exe, we recommend you read this note carefully.

1. Listing date:

The indicators 'NSE Listing date of equity shares' and 'BSE Listing date of equity shares' have been added in 'Identity Indicators' Query Trigger of ProwessIQ. These indicators will give you the date on which the company's shares were listed for trading on the National Stock Exchange and Bombay Stock Exchange.



Download
ProwessIQ v1.96
Build: 10 Feb'21 [19:50]

Download your ProwessIQ user interface for querying the Prowess database of financial performance of companies. You can install this software on any computer with minimum hard disk space of 150 MB, Windows 7 or above and IE version of 7.0 or above.

Download & installation is free.
File size: 12.27 MB

Topical Query

03 Feb 2022 08:22 PM
Tyre stocks trade weak
27 Jan 2022 07:47 PM

1. ProwessIQ is queryable database and to use it user have to download a small application on the website
2. Download small application of ProwessIQ and then run it on the computer it will automatically show shortcut on the desktop.
3. Just click next>next>next> And then enter username and under company name type- IIT DELHI.
4. Now you can login with the registered login id and password which user has received form P.INTIMATION



What is ProwessIQ?

- The impact of CMIE research work on ProwessIQ
- The impact of customers on the Prowess database

A Database of Business Entities

ProwessIQ User Interface

- The two parts of ProwessIQ - Query & Reports
- Easy-to-use or power-in-use?
- Workspaces
- Settings

ProwessIQ Query Triggers

Companies and Sets

- Select Company by Name
 - Objectives and Operations
 - Frequently asked questions
- Select Companies in Pre-defined Sets
- Execute CMIE / User Batches

Company Address and Identity Indicators

- Ownership Structure and Governance Indicators
- Financial Statements and Ratings

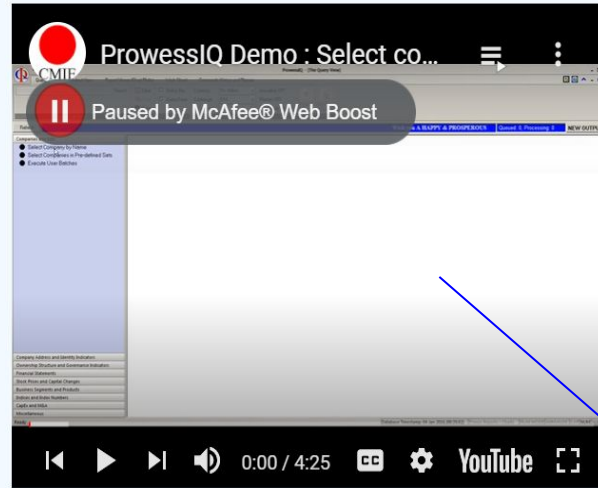
12 Mar 2020 4:15 PM

Select Company by Name

This Query Trigger selects a company, or multiple companies, by their name or by their alternate identifications such as stock exchange symbol or code or the MCA CIN number.

If you want to select a single company and if you know the precise way in which its name is spelt, then selecting a company is straight forward - just type in the name and make a selection. You can do this, in this Query Trigger. But, if you want to select multiple companies or use alternate identifications or if you would like to eyeball a list of similarly named companies, then the selection process is more involved.

It is a tedium to remember that it is an "s" in Fertilisers & Chemicals, Travancore Ltd. and it is a "z" in Fertilizer Corpn. of



Seek clarification help you to connect with the analyst team, to clarify doubt

We have database dictionary which help user in understanding the terms and formulae used by analyst in ProwessIQ

We have all recorded videos for Prowess database users which help user as a guide. Go to knowledge base>ProwessIQ Query trigger and check diff section of prowess video.



ProwessIQ

Prowess for Interactive Querying
Most Comprehensive Database on Indian Companies

Financial performance of
52,079 companies

News and extract helps
to get-

Knowledge Base | News & Extracts | ProwessIQ Data Dictionary | ProwessIQ Data Dictionary - Ind AS | Documents

Subscription till: 31 Dec 2022

Stock Announcements

- 07 Feb 2022 06:49 PM
Reliance Industries Ltd.-Copy of Newspaper Publication
- 07 Feb 2022 06:35 PM
Reliance Industries Ltd.-Announcement under Regulation 30 (LODR)-Newspaper Publication
- 07 Feb 2022 09:01 AM
Reliance Industries Ltd.-Shareholders meeting
- 06 Feb 2022 08:24 PM
Reliance Industries Ltd.-Meetings Of Secured Creditors, Unsecured Creditors And Equity Shareholders Of The Company On Wednesday, March 9, 2022
- 06 Feb 2022 07:50 PM
Reliance Industries Ltd.-Meetings Of Secured Creditors, Unsecured Creditors And Equity Shareholders Of The Company On Wednesday, March 9, 2022

[more..](#)

Select Company

Reliance Industries Ltd.

Select Company by

- CMIE Company Name
- Prowess Company Code
- BSE Scrip Id
- BSE Scrip Code
- NSE Symbol
- MCA CIN Code

Type the name of
company here.

Images of Annual Reports

10 hits per document

Mar 2021	Mar 2020	Mar 2019	Mar 2018
Mar 2017	Mar 2016	Mar 2015	Mar 2014
Mar 2013	Mar 2012	Mar 2011	Mar 2010
Mar 2009	Mar 2008	Mar 2007	Mar 2006
Mar 2005	Mar 2004	Mar 2003	Mar 2002
Mar 2001	Mar 2000	Mar 1999	Mar 1998
Mar 1997	Mar 1996	Mar 1995	Mar 1994
Mar 1993	Mar 1992	Mar 1991	Mar 1990
Mar 1989	Jun 1988	Dec 1986	Dec 1985
Dec 1984	Dec 1983	Dec 1982	Dec 1981

1. News article where the organization was in news.
2. The stock price and announcement.
3. Annual reports can be access which is divided in different sections.
4. Full extracts of annual reports are also there.



To extract data from ProwessIQ click on the icon on the desktop and ***enter the user credentials detail to login in*** application.

The screenshot displays the ProwessIQ (1.96) application interface. The main window has a menu bar with options: Query Builder, Output View, Report Viewer/Chart Plotter, Work Sheet, Commands History and Planner. Below the menu bar is a toolbar with various icons for file operations (Clear, Copy, Paste, Upload, Download), status (Status Bar, Query Pane), and report management (Reload Report, Clear Report Cache, Query Trigger Help). A status bar at the bottom of the main window shows "Queued: 0, Processing: 0" and "NEW OUTPUTS".

A smaller dialog box titled "ProwessIQ" is open in the foreground, titled "Edit Connection Settings". It contains the following fields and buttons:

- Username : pdua@cmie.com
- Password : [masked with dots]
- Login button
- [Forgot Password ?](#)

A red arrow points from the text in the first block to the "ProwessIQ" dialog box.



1. **Query builder** help to run query, you can learn how to run query from the link i have mentioned.

<https://www.youtube.com/channel/UC3Crvqfde3q5ZV9ubIXOuTA/videos>

PromessIQ (1.96) <Username: pdua@cmie.com> - [Financial Statements : Companies by Annual Financial Statements]

This blink blue once output is ready

Output destination can be selected as output sheet or the worksheet

Click to add data if there is something in output sheet
Click on new osc if you want result on fresh sheet

Type date for the period you looking data for,click on que mark for better clarity.

1. The all companies is the universal set of all 52,000+ companies in promessiq.
2. Once you have shortlisted the companies you can click domain as company in output sheet.



2. Output view and worksheet - are the two workspace where the result of query can be seen.

Download data from here

PromessIQ (1.96) <Username: pdua@cmie.com> - [Output View]

File | Query Builder | Output View | Report Viewer/Chart Plotter | Work Sheet | Commands History and Planner

Save as Text | Save as User Set | Save as Excel | Page Setup | Print Setup | Print Preview | Print | Print Direct | Copy | Delete Flows | Delete Columns | Delete Sheet | Insert Chart | Chart Editor | Row Sorting | Column Sorting | Set Current Sheet | Rename DSC Sheet | Zoom Normal | Zoom In | Zoom Out | Find | Currency | Exchange | Observation | Annualise OFF | Planner OFF | Freeze Reports | Reload Report | Clear Report Cache

Refresh | To seek clarification on content and operations, visit <https://promessiq.cmie.com> | Queued: 0, Processing: 0 | NEW OUTPUTS

	No. of Companies = 41		1	2	3	4	5	6	7	8	9	10	11	12	13	14
	CMIE Expr	CMIE Expr	CMIE Expr	CMIE Expr	CMIE Expr	CMIE Expr	CMIE Expr	CMIE Expr	CMIE Expr	CMIE Expr	CMIE Expr	CMIE Expr	CMIE Expr	CMIE Expr	CMIE Expr	CMIE Expr
	BSE	BSE	BSE	BSE	NSE	NSE	NSE	NSE	NSE	BSE	BSE	BSE	BSE	NSE	NSE	NSE
	Finance S / Indian Rup	Finance S / Rs. Million	Finance S / (%)	Finance S / Indian Rup	Finance S / Indian Rup	Finance S / Rs. Million	Finance S / (%)	Finance S / Indian Rup	Finance S / Indian Rup	Finance S / Rs. Million	Finance S / (%)	Finance S / Indian Rup	Finance S / Indian Rup	Finance S / Rs. Million	Finance S / Indian Rup	Finance S / Rs. Million
	20 Jan 202	20 Jan 2022	20 Jan 202	20 Jan 202	20 Jan 202	20 Jan 2022	20 Jan 202	20 Jan 202	20 Jan 202	21 Jan 202	21 Jan 2022	21 Jan 202	21 Jan 202	21 Jan 202	21 Jan 202	21 Jan 2022
Company Name	Low Price	Market Capit	Total Retur	EPS	Low Price	Market Capit	Total Retur	EPS	Low Price	Market Capit	Total Retur	EPS	Low Price	Market Capit	Total Retur	Market Capit
1 Adani Ports & Special Economic Zone Ltd.	735.35	1506812.80	-0.83	6.82	735.00	1506812.80	-0.83	6.82	714.55	1477309.49	-1.96	6.82	714.45	1478024.11		
2 Asian Paints Ltd.	3223.00	3172738.53	0.81	31.28	3222.00	3171491.57	0.79	31.28	3242.85	3140989.08	-1.00	31.28	3241.75	3141228.81		
3 Bajaj Auto Ltd.	3296.50	957689.09	-3.89	168.84	3295.00	957443.13	-3.73	168.84	3270.75	991168.85	3.50	168.84	3270.00	989577.31		
4 Bajaj Finserv Ltd.	17061.10	2746760.02	-4.57	36.20	17080.00	2746545.19	-4.53	36.20	16223.25	2599199.83	-5.37	36.20	16220.00	2599541.91		
5 Bharat Petroleum Corpn. Ltd.	390.25	853384.03	-0.19	46.09	390.20	852624.79	-0.33	46.09	380.00	828003.77	-2.97	46.09	380.00	828003.71		
6 Bharti Airtel Ltd.	702.60	4209050.47	1.60	-48.04	705.25	4209638.90	1.66	-48.04	689.25	4089893.09	-2.83	-48.04	689.35	4091069.91		
7 Britannia Industries Ltd.	3580.55	868257.95	0.80	64.02	3576.50	868366.34	0.83	64.02	3577.90	871642.15	0.39	64.02	3575.70	871533.71		

3. Report viewer helps in seeing the report of the company one can do the peer analysis and industry analysis from this section

ProwessIQ (1.96) <Username: pdua@cmie.com> - [Active Report Viewer: Report list, Entity list, Report displ...]

Query Builder Output View **Report Viewer/Chart Plotter** Work Sheet Commands History and Planner

Load Layout Template Save as Excel Print Preview Print Direct Print Multi Print / Export Clear All Companies Toggle Screen Zoom Normal Export to OSC Delete Pages Currency: Rs. Million Annualise OFF Planner OFF Freeze Reports Reload Report Clear Report Cache

Load / Save Report Printer options Edit View Chart Options Misc

Refresh To seek clarification on content and operations, visit <https://prowessiq.cmie.com> Queued: 0, Processing: 0 NEW

Report Data Descriptions

< Search Report > Next

- One Page Profile
 - Identity & Background
 - Addresses
 - Company Classifications
 - Company Background
 - Ownership & Governance Reports
 - Financial Statements
 - Securities Prices & Indicators
 - Capital History
 - Business Segments & Products
 - Capex, M&A Reports
 - Industry Reports

Count in Report Viewer: Companies: 1 Sets: 0

< Search Company / Index >

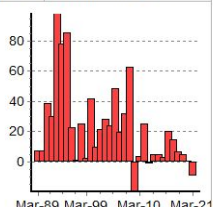
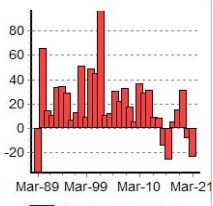
- Reliance Industries Ltd. Com...

Standalone Consolidated
 S C

RELIANCE INDUSTRIES LTD.

	13.34	14.18	12.64	13.30	12.77	12.50	Director	Dipak C Jain
PBDIT (PE&OI)/n	10.25	13.15	8.88	9.58	9.16	8.87	Director	R A Mashelkar (Dr.)
PAT (PE)/total	2,233.	1,984.	2,003.	2,110.	2,517.	2,368.		
Share Price	40.93	39.37	47.42	52.93	57.41	59.79		
EPS (Indian)	4,176.0		4,744.8		4,879.7			
Shareholders'	2,251.5		1,937.5		2,195.5			
Borrowings								

Annual fin	Mar 12	Mar 12	Mar 12	Mar 12	Mar 12	Mar 12
(Rs. Million)	12	12	12	12	12	12
Total income	2,590.6	2,737.5	3,135.9	4,104.0	3,808.1	2,993.8
Change in stock	-41.71	48.39	32.32	32.94	-770.0	-6.100
Total expenses	2,275.0	2,471.6	2,832.1	3,785.3	3,498.3	2,668.3
PBDITA	396.3	435.7	520.3	585.5	516.9	318.7
PE&OI	274.2	314.9	336.2	362.0	353.4	320.6
PAT net of P&E	2,539.9	2,883.1	3,146.4	4,053.2	3,912.1	4,744.8
Shareholders'	1,030.8	1,064.1	1,130.7	1,693.5	2,502.2	2,035.4
Non-curr liab (incl lt	1,250.3	1,528.2	1,906.4	2,020.2	3,306.8	2,017.8
Curr liab (incl st	3,895.7	4,412.7	4,944.5	6,238.3	8,054.6	6,690.9
Non-current assets	925.3	1,062.8	1,239.1	1,528.8	1,666.5	2,107.1
Curr assets (incl st	15.78	16.44	17.04	14.60	14.18	11.48
Operating profit	10.58	11.50	10.72	8.58	9.30	10.71
Net profit margin	0.661	0.629	0.600	0.603	0.427	0.941
Current ratio	0.422	0.373	0.371	0.399	0.771	0.474
Debt equity ratio	10.52	9.363	7.350	5.161	4.182	2.784
Interest cover						

Mar-89 Mar-99 Mar-10 Mar-21

Mar-89 Mar-99 Mar-10 Mar-21

■ Growth in Sales (%)



Support

For any query regarding fetching data or navigation to database

You can reach out to-

1. Seek Clarification- It is in-built tool for connecting with analyst of prowess(can check steps on slide 6)
2. Can connect with appointed Business Relationship manager of institution (pdua@cmie.com)



Thank You